

# Scooptram ST2G

Underground diesel loader with 4 tonne load capacity



# Popular underground loader

The scooptram ST2G is a popular choice for applications varying from mine development, production in small and narrow vein mines and also in utility jobs. The scooptram ST2G has benefits focusing on safety, flexibility and serviceability.

## + Main benefits

**High safety level** thanks to features such as ISO ROPS/FOPS approved operator's canopy, boom up lock device, wheel chocks, audio-visual reverse alarm, spring applied hydraulic released brake system, neutral brake, 3-point contact and anti-skid protection for safe access of operators & service personnel.

**Flexible operation** thanks to a parallel boom design matched to an aggressive bucket configuration which provides quick and efficient mucking.

**Serviceability** thanks to the easily serviced machine – easy access to all daily service points, saving time, reducing cost of operation and improving the service life.




RRC system gives operator a safer control and more comfortable environment.



Individual hydraulic cooler serves for long service intervals and longer life of hydraulic components.



Automatic lubrication increases the MTBM (mean time between maintenance).



Dump cylinder rod protector

ISO ROPS/FOPS approved operator's canopy

Audio-visual reverse alarm provides safety in the work environment

Boom up lock device

Wheel chocks and chock brackets

Brake release tow hook

Power frame protection bars

Neutral brake increases the safety

SAHR bakes - safest brake system in the mining industry

# Improvement to be better

We actively look for your feedback and take actions on improvement. The tight cooperation with customer centers to get close to you to ensure we can meet your value with the scooptram ST2G product application.



## + Safety

Scooptram ST2G is equipped with SAHR (spring applied hydraulic released) break system which is the safest break system in the mining industry. This machine can be installed with safe components and devices such as detachable service light, emergency steering, Ansul fire suppression system and Radio remote control system.



## + Durability

Continuous improvement makes Scooptram ST2G more versatile. Installed with improved boom and load frame structure, Scooptram ST2G gets durable frame and efficient mucking. LED lights improves operators' visibility in underground mine. New instrument panel gauge cluster makes operator easily understand the status of machine.



## + Low emission

The Scooptram ST2G is installed with Cummins Tier 3 engine, Tier3 technology reduces the emissions further, providing cleaner air and better working environment in the mine.



## A comprehensive service offering

Even the best equipment needs to be serviced regularly to make sure it sustains peak performance. An Epiroc service solution offers peace of mind, maximizing availability and performance throughout the lifetime of your equipment. We focus on safety, productivity and reliability.

By combining genuine parts and an Epiroc service from our certified technicians, we safeguard your productivity – wherever you are.

## Technical specifications

● - Standard ○ - Option

### Specifications

Capacities	
Tamming capacity*	4 000 kg
Breakout force, hydraulic	9 060 kg
Breakout force, mechanical	6 710 kg
*Tramming capacity with EOD bucket 3 200 kg.	
Motion times	
Boom raising	3.3 sec
Boom lowering	2.4 sec
Dumping	4.1 sec
Weights (Standard empty vehicle)	
Approximate weight	13 650 kg
Axle load, front end	5 650 kg
Axle load, rear end	7 800 kg

### Engine

Brand/model	Cummins QSB 4.5, EPA Tier 3/EU Stage IIIA/CHINA III
Power rating at 2 000 rpm	81 kW / 109 hp
MSHA Part 7 ventilation rate	128 m <sup>3</sup> /min
MSHA Part 7 particulate index	170 m <sup>3</sup> /min
Standard: Water cooling, Catalytic purifier plus exhaust silencer	

### Fuel

Fuel tank capacity: 132 litres	●
Fuel filtration, primary, including heater and water trap: 7 µm	●
Fuel filtration, secondary: 3 µm	●

### Transmission

Modulated power shift, with 4 speeds forward and reverse	●
Brand/model: Dana, R32000 Series	●

### Axles

Brand/model: Dana, 14D	●
Degree of rear axle oscillation: 16° (8° on each side)	●
Differentials: Front, No spin	●
Differentials: Rear, standard	●

### Brakes

Fully enclosed, multiple wet discs at each wheel end	●
Service/parking/emergency brakes: SAHR	●
Brake apply after 3 sec in neutral	●
Brake release retriever tow hook	○

### Tyres

Tube tyres design for underground mine service*	●
Tyre size front and rear: 12.00 R24 (slicks)	○
Tyre size front and rear: 12.00 R24 (treaded)	○

\*As applications and conditions vary, Epiroc recommends that the user consults with tyre suppliers to obtain the optimum tyre selection.

### Operator's compartment

Canopy (ISO ROPS and FOPS approved)	●
Side seated operator for bi-directional operation and maximum visibility	●
Ergonomic operator seat with seat belt	●
External sound level according to ISO 6393 LwA 121 dB(A)	
Sound level in canopy according to ISO 6394 LpA 102 dB(A)	
Whole body vibration value 0.5-2.0 m/s <sup>2</sup> according to EN 14253 and ISO 2631-1	

### Hydraulic system

Heavy duty gear type pumps	●
System pressure: 12.4 MPa	●
Hydraulic tank capacity: 144 litres	●
Filtration, suction line: 11.6 µm	●
Manual hydraulic tank fill pump	○
Steer cylinder: chrome plated stem, 1 × 125 mm diameter	
Hoist cylinder: chrome plated stem, 1 × 180 mm diameter	
Dump cylinder: chrome plated stem, 1 × 180 mm diameter	

### Control system

Engine data display	●
Audio-visual reverse alarm	●
Blue strobe light - power on	○
Monostick steering control	●
Single lever dump and hoist control	●
Emergency Steering	○
Blockout 3rd and 4th gears	○
Blockout 4th Gear	○

### Electric system

System voltage: start & accessories, 24 V	●
Mine duty high output alternator: 140 Amps	●
Isolating switch lockout	●
Driving lights LED: 5 × 1 800 lumen, 22 W	●
Detachable service light (required for CE Approved Vehicles)	○

### Main frame

KA requirement	○
Center hinge and boom up lock device	●
EOD bucket	○
Wheel chocks and chocks brackets	○
Knockdown construction	○
Central manual lubrication	●
Automatic lubrication system with timer	○
Manual hydraulic tank fill pump	○
Handheld fire extinguisher	○
Ansul manually activated fire suppression system with engine shut down	○
Ansul checkfire automatically activated fire suppression system	○
Dump cylinder rod protector	●
Straight linked dump cylinder and bucket	○
Tool box	○

### Automation

Scooptram radio remote control	○
Scooptram radio remote Interface	○

### Parts and services

Preventive maintenance kits	○
Repair and rebuild kits	○
Upgrade kits	○
Operator training	○

### Documentation

Operator, service and spare parts manual on CD and hard copy	●
Parts manual - Plasticized	○
Service manual - Plasticized	○

# Technical specifications

## Grade performance

Standard configuration, empty bucket													
%	Grade	0.0	2.0	4.0	6.0	8.3	10.0	12.5	14.3	16.0	18.0	20.0	25.0
Ratio	Grade					1:12	1:10	1:8	1:7			1:5	1:4
km/h	1st gear	3.9	3.9	3.9	3.9	3.9	3.8	3.8	3.7	3.7	3.6	3.5	3.2
	2nd gear	8.0	8.0	7.9	7.6	7.1	6.6	5.9	5.3	4.8	4.2	3.6	-
	3rd gear	13.3	12.6	11.0	9.1	7.1	-	-	-	-	-	-	-
	4th gear	22.1	13.2	-	-	-	-	-	-	-	-	-	-

3% rolling resistance assumed. Actual performance may vary depending on the application.

## Grade performance

Standard configuration, loaded bucket													
%	Grade	0.0	2.0	4.0	6.0	8.3	10.0	12.5	14.3	16.0	18.0	20.0	25.0
Ratio	Grade					1:12	1:10	1:8	1:7			1:5	1:4
km/h	1st gear	3.9	3.9	3.8	3.8	3.8	3.7	3.7	3.6	3.5	3.4	3.2	2.8
	2nd gear	8.0	7.9	7.5	7.0	6.2	5.5	4.6	4.0	-	-	-	-
	3rd gear	13.3	11.2	8.9	-	-	-	-	-	-	-	-	-
	4th gear	16.2	-	-	-	-	-	-	-	-	-	-	-

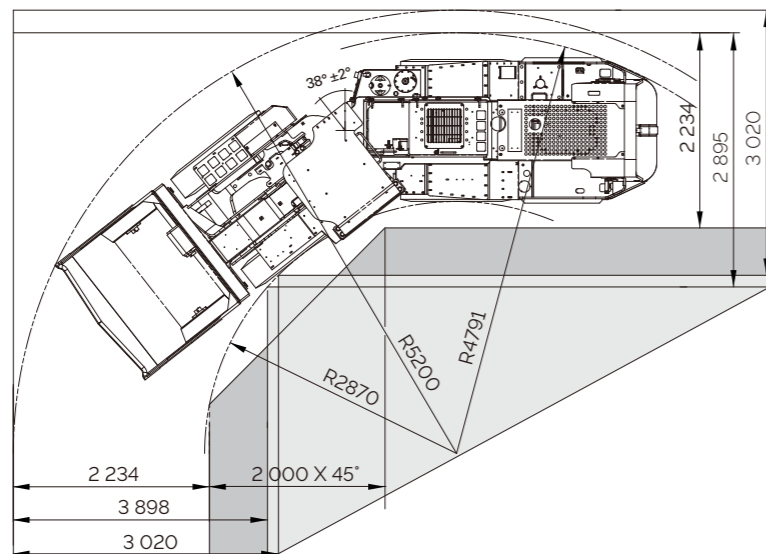
3% rolling resistance assumed. Actual performance may vary depending on the application.

## Measurements

### Turning radius

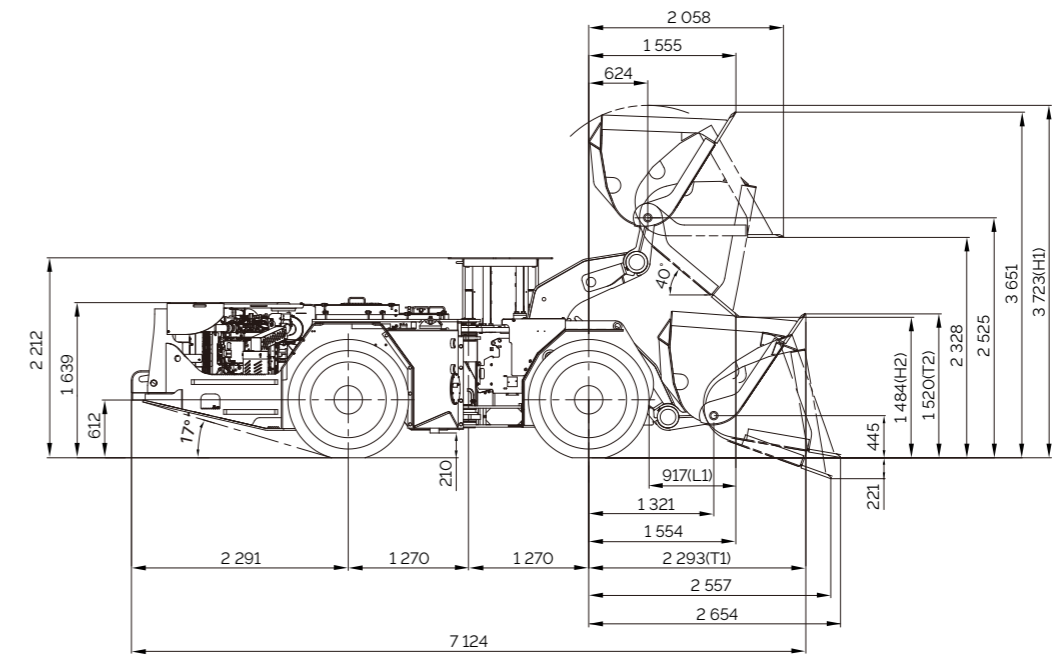
### Dimensions

- All dimensions are shown in millimetres
- All dimensions and calculations shown are based on standard vehicle configuration with 25 mm tyre deflection, unloaded
- Machine displayed with Cummins engine and 1.9m<sup>3</sup> bucket

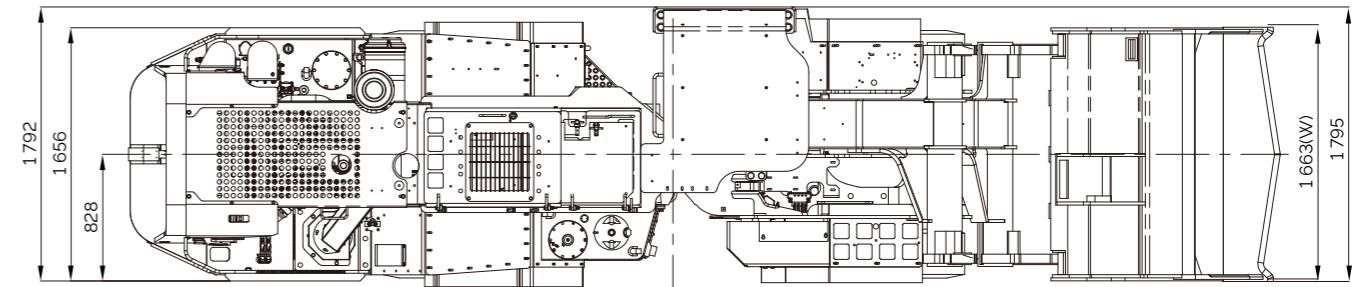


# Technical specifications

## Side view



## Top view



## Bucket data

	STANDARD							EOD			
				STD							
Volume, nominal heaped (m <sup>3</sup> )		1.5	1.7	1.9	2.1	2.3	2.5	1.2	1.5	1.7	1.9
Maximum material density (t/m <sup>3</sup> )		2.7	2.4	2.1	1.8	1.6	1.4	3.1	2.3	2.0	1.6
Width, bucket (mm)	W	1663	1663	1663	1663	1663	1663	1666	1549	1662	1662
Tramming position: Axle centerline to bucket lip (mm)	T1	2229	2254	2293	2414	2415	2442	2301	2279	2370	2420
Tramming position: Ground to bucket lip (mm)	T2	1315	1368	1520	1372	1515	1580	1532	1531	1534	1534
Reach dimension (mm)	L1	751	802	917	900	1042	1024	1041	1070	1088	1151
Raised position: Back height, max. (mm)	H1	3586	3669	3723	3816	3838	3885	3635	3743	3775	3902
Raised position: Bucket tip, height (mm)	H2	1546	1518	1484	1386	1372	1275	1465	1518	1446	1461



9869 0020 01 - 2018-05 Nanjing, China Legal Notice © Copyright, 2018, Epiroc (Nanjing) Mining & Construction Equipment Ltd., Nanjing, China. All product names in this publication are trademarks of Epiroc. Any unauthorized use or copying of the contents or any part thereof is prohibited. Illustrations and photos may show equipment with optional extras. No warranty is made regarding specifications or otherwise. Specifications and equipment are subject to change without notice. Consult your Epiroc Customer Center for specific information.

## United in performance. Inspired by innovation.

Performance unites us, innovation inspires us, and commitment drives us to keep moving forward. Count on Epiroc to deliver the solutions you need to succeed today and the technology to lead tomorrow.  
**[epiroc.com](http://epiroc.com)**

