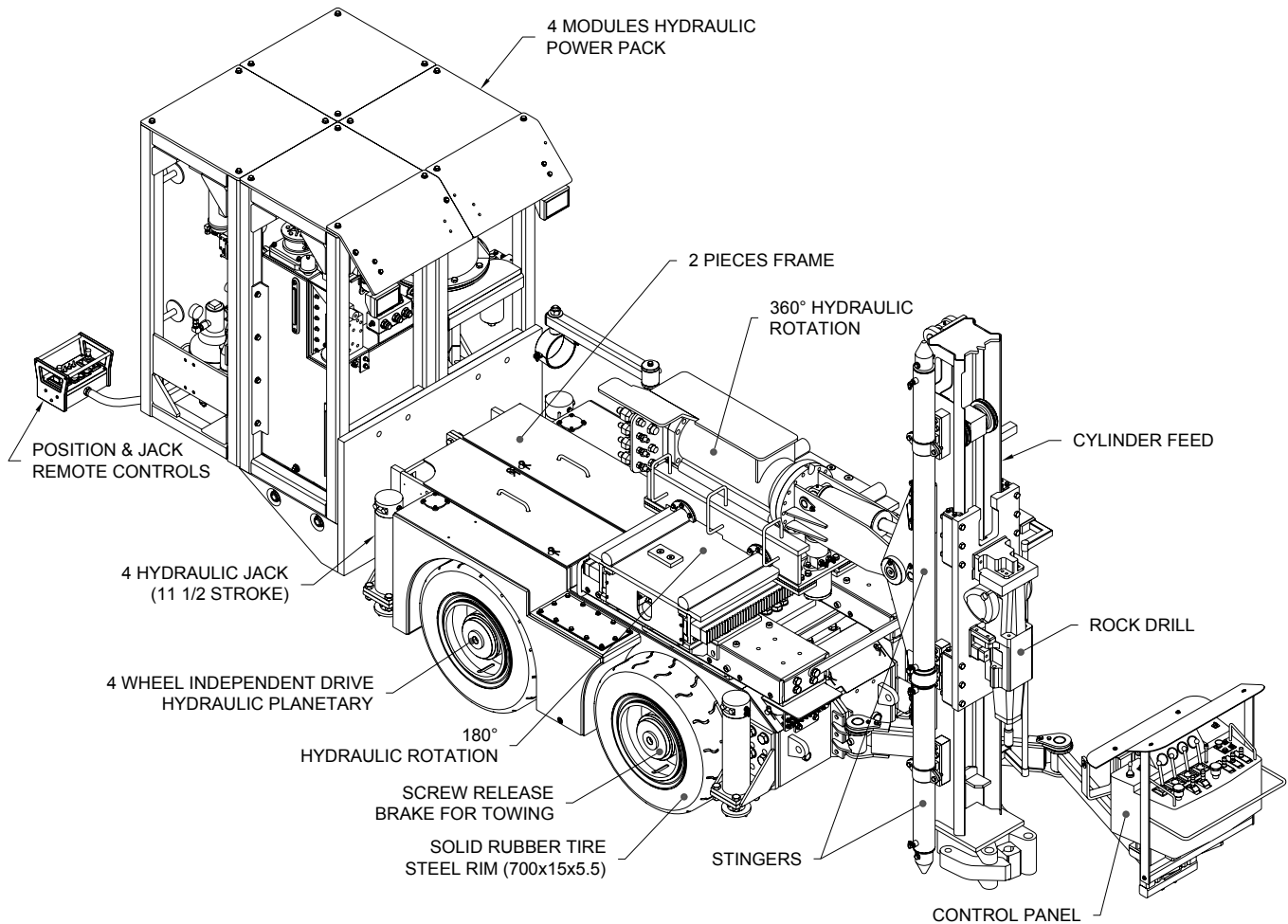


MAIN COMPONENTS



Rock drill

Model.Montabert.....HC50-HC109-HC110-HC170
 Hole size.....50 – 160MM
 WeightSee Montabert manual
 Percussion power.....See Montabert manual
 Max working pressure (percussion)190bar
 (rotation) 175bar
 Max torque.....See Montabert manual

Drill feed

Model.....CMAC FEED
 Steel length 3 / 5 FT
 Drill steel..... R32 – T38

Water Flushing

Water booster pump..... W.B.P.2, centrifugal
 Volume/Pressure..... 80 M³/h - 16 bar/120°
 Motor Electric – 6.6kW

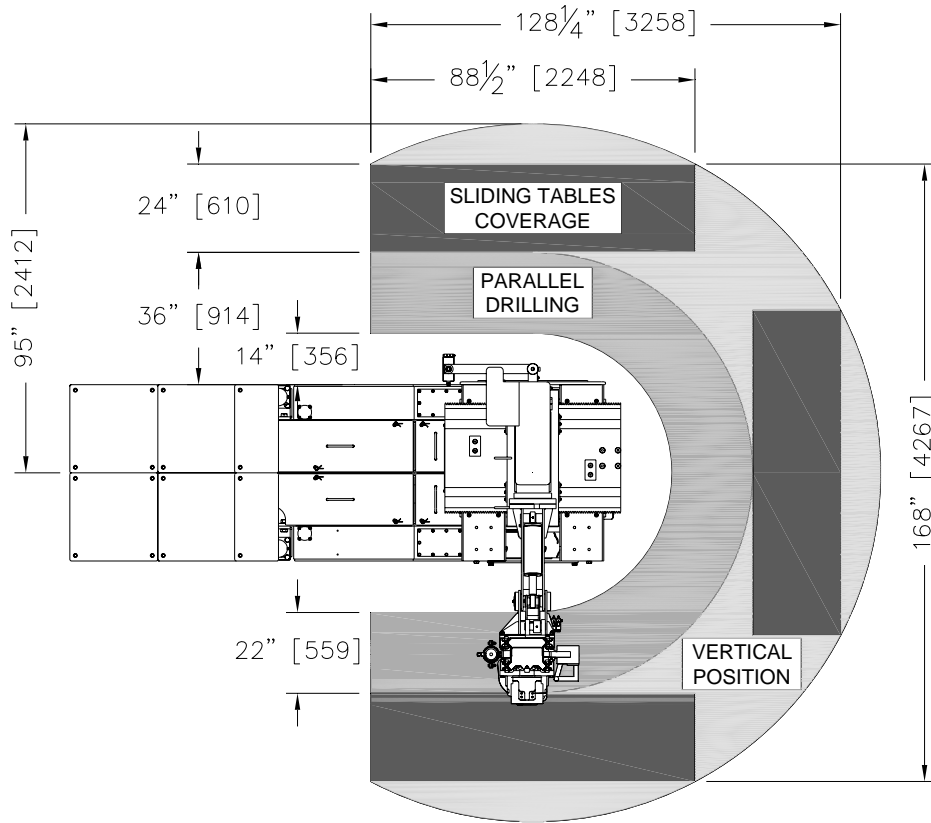
Hydraulic control panel

ModelTHC 560
 Control functions
 Power control adjustable full power
 adjustable collaring power
 Rotation controladjustable rotation power
 reversible rotation
 Flushing control..... water flushing
 Automatic functions
 Collaring, stop-and-return, anti-jamming, flushing

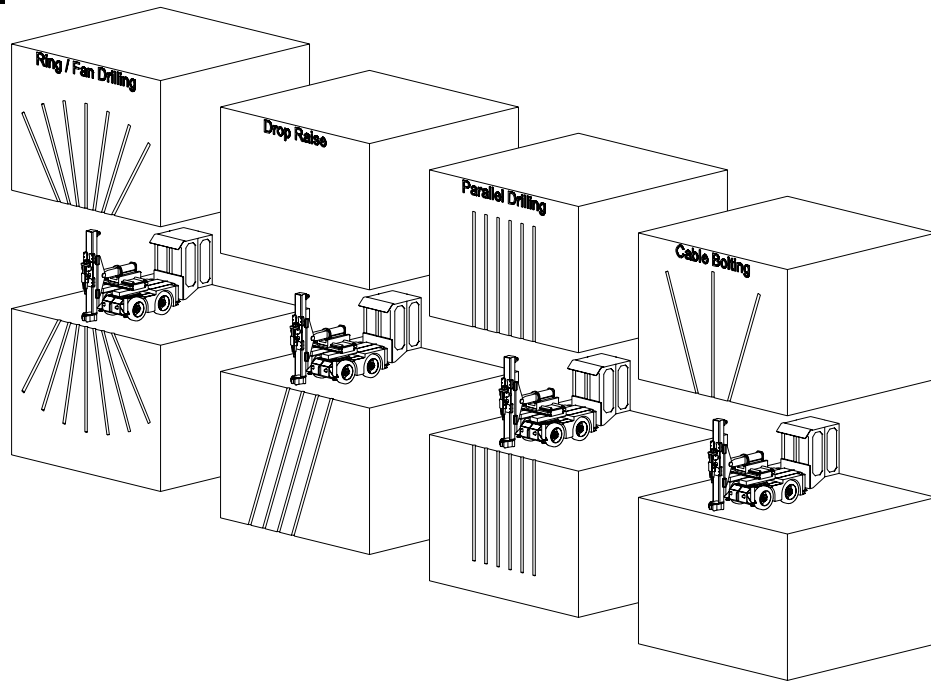
Electrical system

High/low voltage..... separate cabinet
 Voltage 380-660 V
 Frequency 50 or 60 Hz

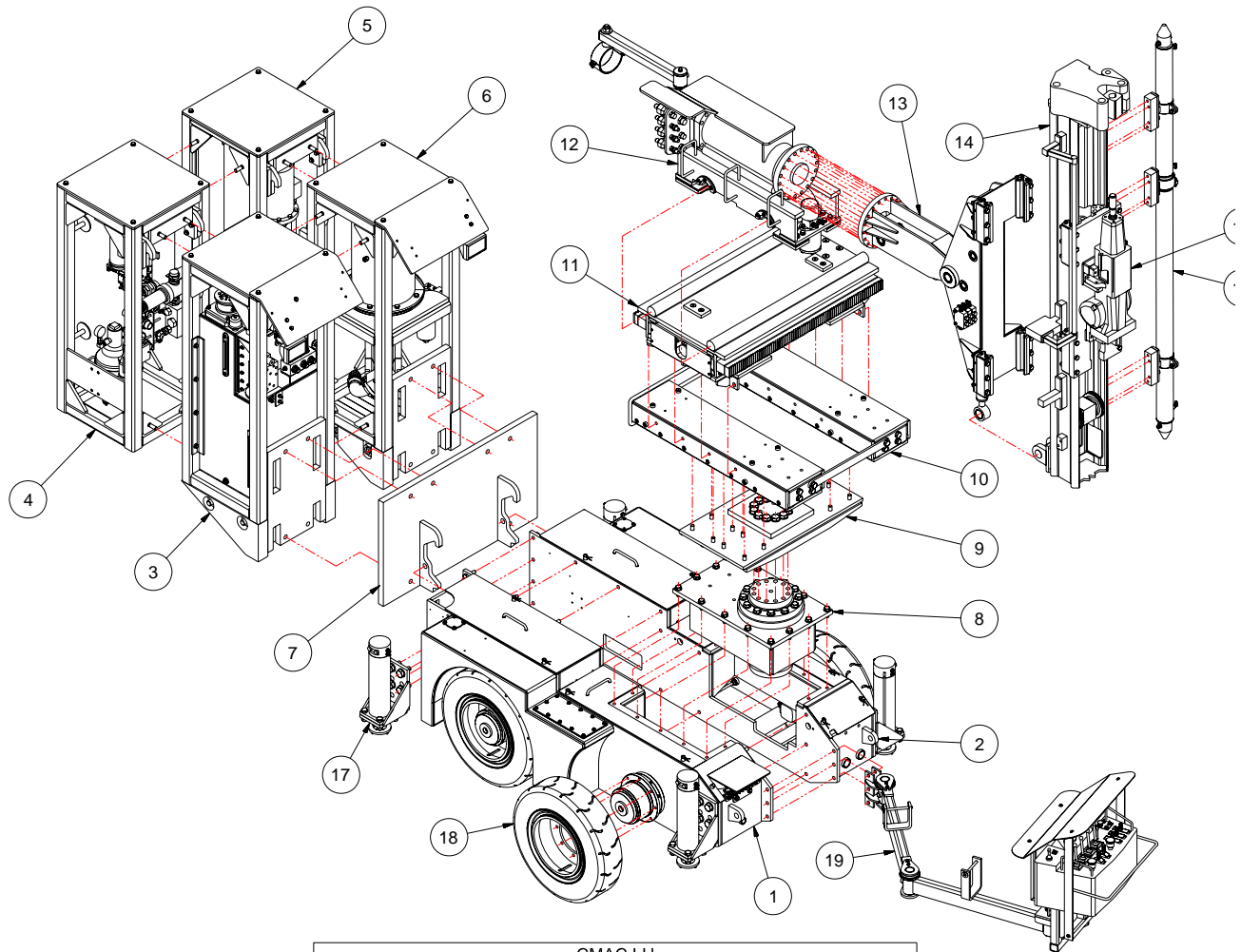
DRILLING PATTERN



DRILLING OPTIONS



MAIN COMPONENTS WEIGHT



CMAC LH			
ITEM	DESCRIPTION	WEIGHT (LBS)	DIMENSIONS (INCH)
1	RIGHT FRAME	2450	24 x 32 x 99
2	LEFT FRAME	2450	24 x 32 x 99
3	HYDRAULIC MODULE	1580	24 x 24 x 70 1/2
4	RIGHT REAR MODULE	800	24 x 24 x 60 1/2
5	LEFT REAR MODULE	980	24 x 24 x 60 1/2
6	MOTOR MODULE	1980	24 x 24 x 70 1/2
7	ATTACHEMENT	809	10 x 28 x 48
8	ROTATION BOX	375	12 3/8 x 19 1/4 x 30 5/8
9	SUPPORT TABLE	250	3 3/4 x 20 3/4 x 37 1/4
10	LONGITUDINAL SADDLE	565	6 x 12 x 48
11	LOWER LATERAL SADDLE	1600	13 x 30 x 48
12	TOP LATERAL SADDLE	800	13 1/2 x 14 x 37 1/2
13	DRILLING STAND	500	15 x 39 1/2 x 62 1/2
14	CYLINDER FEED	SEE MANUAL	SEE MANUAL
15	ROCK DRILL	SEE MANUAL	SEE MANUAL
16	STINGERS	275	7 1/4 x 7 1/2 x 111 1/2
17	STABILIZER	110	7 1/4 x 9 1/4 x 23 1/2
18	WHEEL	---	---
19	FRONT CONTROL ARM	220	---
TOTAL		18 000	